





The signal flags shown below are displayed by Grafham Water Sailing Club on the signal mast ashore between the GWSC clubhouse and the shoreline.. They are for the guidance of sailing club members and visitors and are to be observed appropriately by Grafham Water Sailability sailors.

Flag	Meaning	Commentary
	Closed/Closing. No launching allowed	For boats afloat: With a single long sound from shore, the lake is closing in 30 minutes and you must be onshore within this period. With repeated sounds, come ashore immediately
	Open with PROACTIVE safety cover	Water is being watched
	Open with REACTIVE safety cover	Water is not necessarily being watched. You are advised to borrow a VHF handheld from the Coxswain
	Open with restrictions	See the monitor in the cafe about the restrictions
	Open: experienced sailors only (wind at 13-28 knots)	Experienced means that, in the prevailing conditions, you can right your boat unaided and return to the club's shore
	Open: experienced windsurfers only (wind at 28-35 knots)	Experienced means that, in the prevailing conditions, you can water-start your rig and return to the club's shore. Water closed to dinghies, catamarans and keelboats.
	Open: wet or dry suit must be worn by sailors (except those on cruisers)	1st November to 31st March, and when the water temperature is less than 5o C
	Open:blue-green algae present	Wear suitable protection and wash after sailing